



ಬೃಹತ್ ಬೆಂಗಳೂರು ಮಹಾನಗರ ಪಾಲಿಕೆ
Bruhat Bengaluru Mahanagara Palike



BBMP COVID-19 WAR ROOM 18.11.2022



OVERVIEW OF COVID-19 IN BENGALURU

CASE TRENDS ACTIVE CASES **1,467**

<u>Confirmed Cases</u>	<u>Recovered Cases</u>	<u>Death Cases</u>
33 18,75,776 [#]	10 18,57,319 [#]	0 16,990 [#]

HOSPITALIZATION **1**

<u>ICU – V</u>	<u>ICU</u>	<u>HDU</u>	<u>General</u>
-	-	-	1

INCLUDES GOVT. QUOTA AND PRIVATE WALK-IN HOSPITALIZATION

VACCINATION **422** 2,04,88,093[#]

<u>First Dose</u>	<u>Second Dose</u>	<u>Precaution Dose</u>
25 96,78,980 [#]	78 94,82,853 [#]	319 13,26,260 [#]

TRIAGING

<u>MTU</u>
2
<u>Tele Triage</u>
27

ACTIVE CZs

0
<u>MCZs (< 5 cases)</u>
0
<u>Clusters (> 5 cases)</u>
0

TESTING **1,107** 3,19,71,307[#]

<u>Positivity :2.25%</u> <small>*FOR LAST 7 DAYS</small>	<u>RAT</u>	<u>RTPCR</u>
	197	910

: indicates cumulative numbers till date



ABSTRACT OF COVID-19 SCENARIO IN BENGALURU

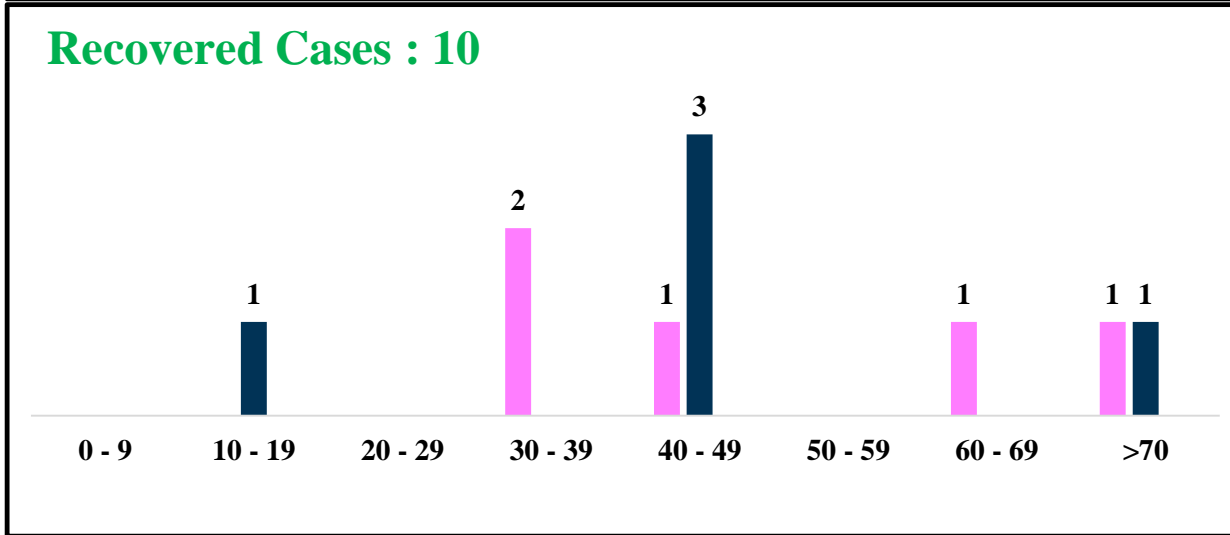
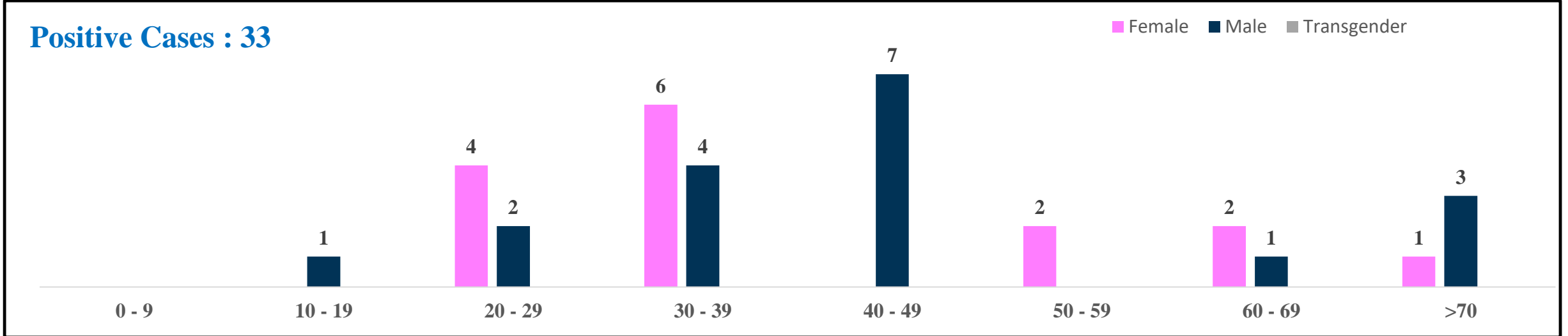


	MALE			FEMALE			TRANSGENDER			TOTAL		
	Last 24 Hours	Last 7 Days	Cumulative	Last 24 Hours	Last 7 Days	Cumulative	Last 24 Hours	Last 7 Days	Cumulative	Last 24 Hours	Last 7 Days	Cumulative
Positive Cases	18	161	11,05,388	15	130	7,69,496	0	0	196	33	291	18,75,776
Recovered Cases	5	216	10,93,545	5	188	7,63,680	0	0	187	10	404	18,57,319
Death Cases	0	0	10,760	0	0	6,226	0	0	4	0	0	16,990
Total Tests Done	In Last 24 hrs. : 1,107			In last 7 days : 12,088			Cumulative : 3,19,71,307					
Vaccine Doses Administered	In Last 24 hrs. : 422			In last 7 days : 4,543			Cumulative : 2,04,88,093					
ACTIVE CASES									1,467			

*Covid deaths occurred today : 00 | Covid deaths occurred beyond last 24hrs., reported today : 00



LAST 24 HOURS AGE GROUP AND GENDER WISE DISTRIBUTION

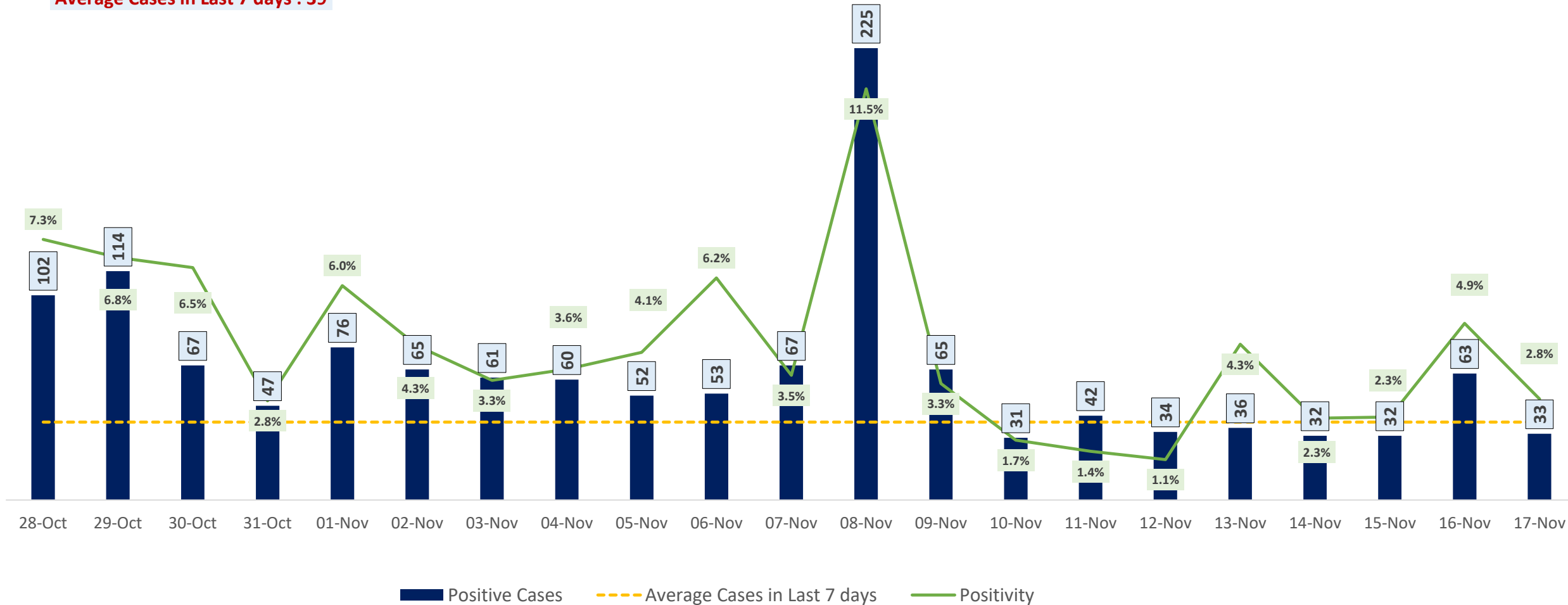




POSITIVITY RATE OF BENGALURU – LAST 21 DAYS



Average Cases in Last 7 days : 39

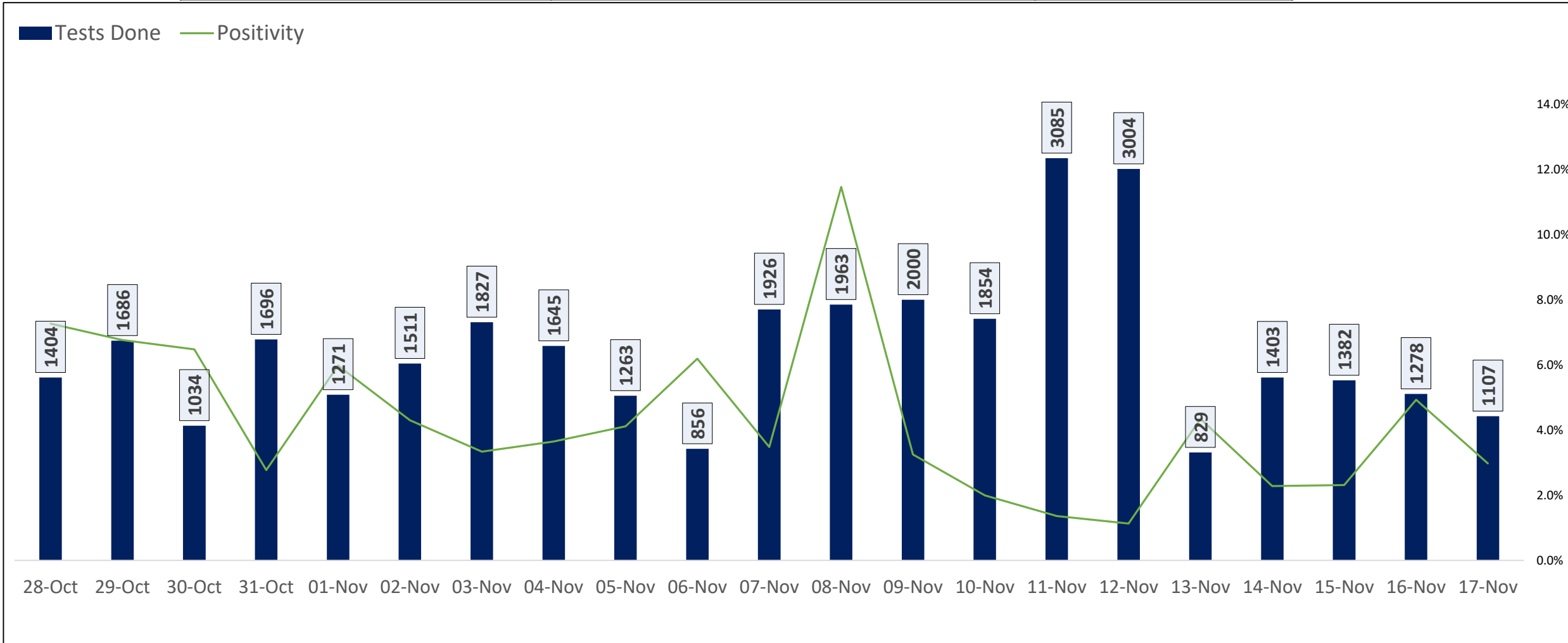




TESTING TRENDS IN BENGALURU

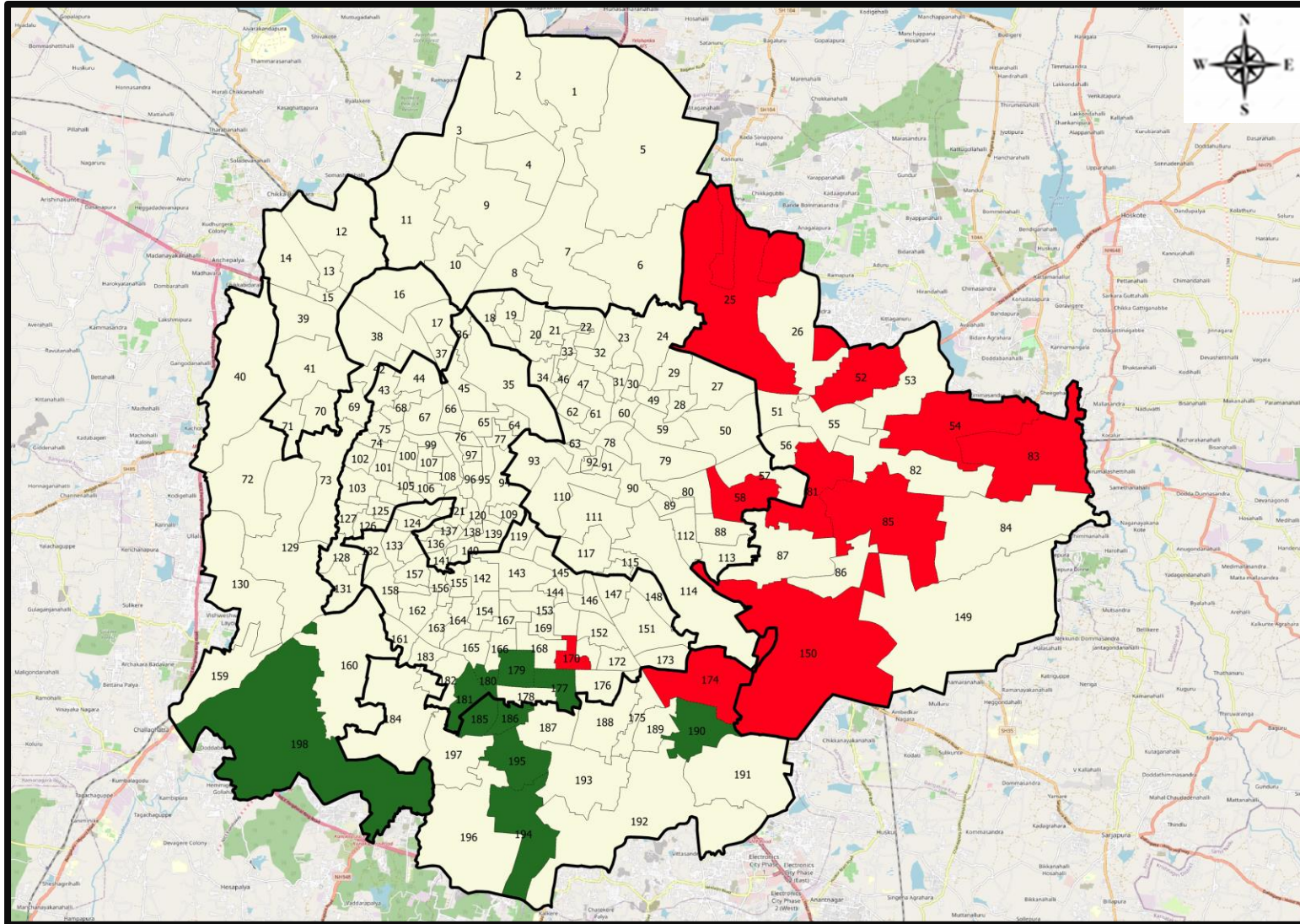


Total Test Conducted Till Date	Test Conducted Last 24 hours	Last 7 Days Average
3,19,71,307	1,107	1,727





BENGALURU URBAN MAP SHOWING TREND OF POSITIVE CASES IN LAST 7 DAYS



Top 10 wards reporting highest number of positive cases in last 10 days

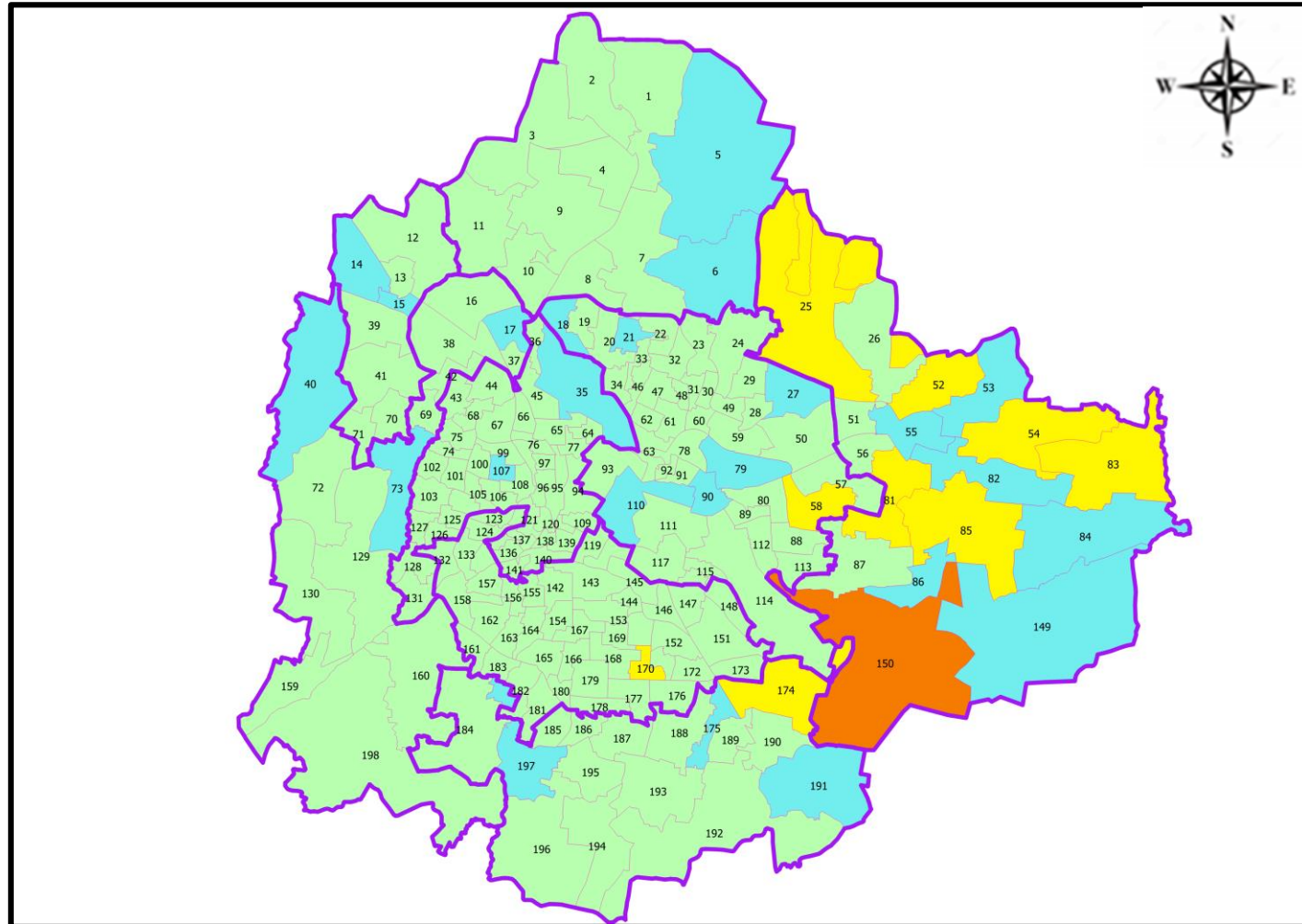
Ward No.	Ward Name	Daily Cases Average
150	Bellanduru	2
174	HSR Layout	1
25	Horamavu	1
170	Jayanagar East	1
52	K R Pura	1
54	Hudi	1
58	New Tippasandra	1
81	Vijnana Nagar	1
83	Kadugodi	1
85	Dodda Nekkundi	1







Top 10 wards reporting least number of positive cases in last 7 days

Ward No.	Ward Name	Daily Cases Average
198	Hemmigepura	0
195	Konanakunte	0
194	Gottigere	0
190	Mangammanapalya	0
186	Jaraganahalli	0
185	Yelchenahalli	0
181	Kumaraswamy Layout	0
180	Banashankari Temple Ward	0
179	Shakambari Nagar	0
177	J P Nagar	0



BENGALURU MAP SHOWING INTENSITY OF POSITIVE CASES IN LAST 7 DAYS



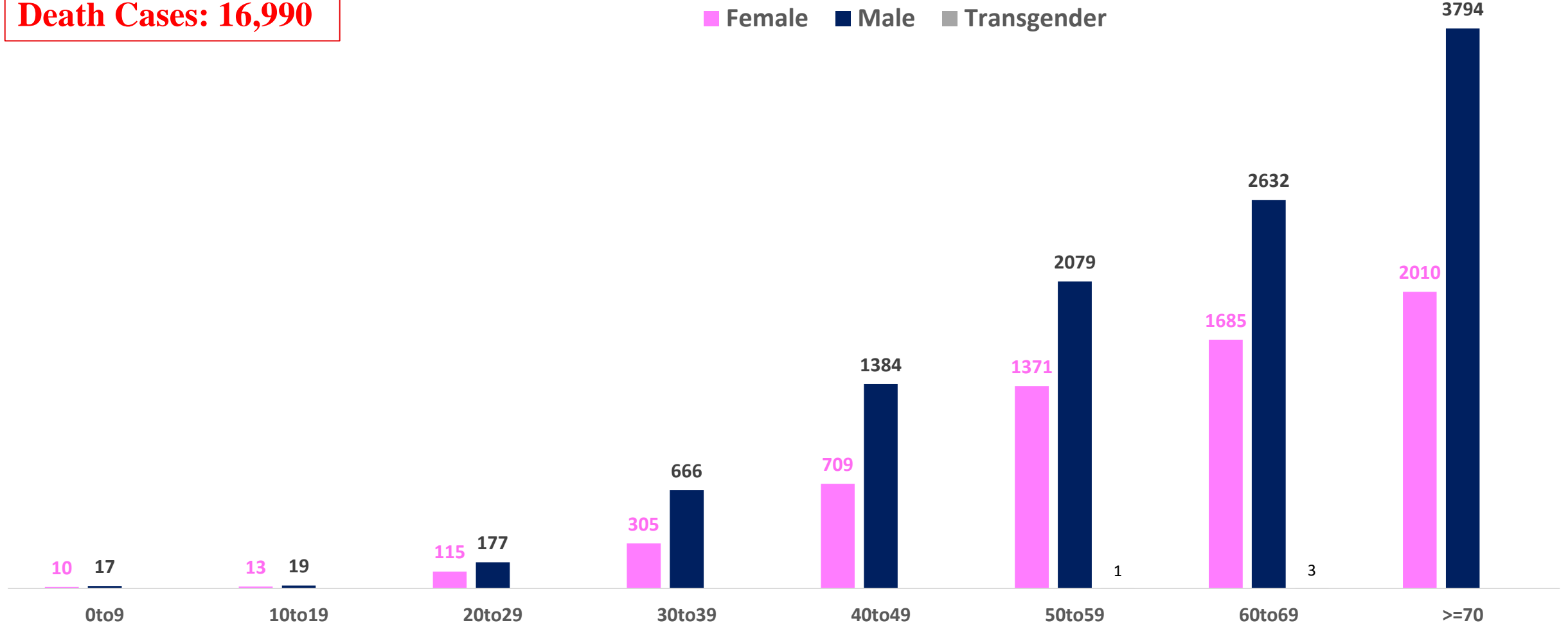
-  **Level 1 : 0 to 2 Cases**
-  **Level 2 : 2 to 5 Cases**
-  **Level 3 : 5 to 10 Cases**
-  **Level 4 : 10 to 25 Cases**
-  **Level 5 : More than 25 Cases**
-  **Zone Boundaries**



AGE AND GENDER WISE DISTRIBUTION OF DEATH CASES



Death Cases: 16,990





COVID-19 SCENARIO IN BENGALURU AND OTHER METROPOLITIAN CITIES



CITY NAME	Positive Cases	Active Cases	Recovered	Deceased	Vaccine Doses Administered
New Delhi	20,06,827	131	19,80,180	26,516	3,73,17,328
Bengaluru*	18,75,776	1,467	18,57,319	16,990	2,37,78,980
Mumbai	11,53,810	208	11,33,860	19,742	2,21,34,555
Chennai	7,93,028	110	7,83,848	9,070	1,13,96,462

Source : <https://dashboard.cowin.gov.in/> at 5:00pm (18.11.2022)
Source : <https://www.covid19bharat.org/> at 5:00pm (18.11.2022)

*includes BBMP & Bengaluru Urban



SNAPSHOT OF COVID-19 CASES IN BENGALURU URBAN



**Total Wards With
< = 5 Cases* :
185**

**Tests Conducted
on 17.11.2022:
1,107**

**Recovery
Rate*:
99.02%**

**Total
Active Cases :
1,467**

**Total Vaccinated
on 17.11.2022:
422**

**Positivity
Rate* :
2.25%**

**Active
Rate*:
0.08%**

**Case
Fatality Rate* :
0.00%**





*Total positive cases In the past 7 days

*CFR and positivity is for Past 7 days



ಬೃಹತ್ ಬೆಂಗಳೂರು ಮಹಾನಗರ ಪಾಲಿಕೆ
Bruhat Bengaluru Mahanagara Palike



Download BBMP Bulletin	https://apps.bbmpgov.in/covid19/mediabulletin.php
To register for vaccination :	https://selfregistration.cowin.gov.in/
BBMP COVID19 Dashboard:	https://apps.bbmpgov.in/covid19/
Follow us on:	 www.facebook.com/bbmp.comm1/
	 twitter.com/BBMPCOMM
	  BBMPSplHealth



Issued by:

Honorable Chief Commissioner, BBMP
Special Commissioner Health & IT, BBMP
MD, Bengaluru Smart City Limited

THANK YOU !

